

Sonesse 50 WT
PRODUCT SPECIFICATIONS

The new acoustic standard for interior window covering market.

PRODUCT MAIN FUNCTIONALITIES



Designed for silence



Rapid adjustment buttons

Quick set limits with Somfy push button limit setting.

Somfy+

Quiet operation.



Star head

6 possibilities to orientate the motor head.

RECOMMENDED TO SET WITH:

Universal test lead
(ref. 9 015 971)



somfy

Sonessé 50 WT

PRODUCT SPECIFICATIONS

BENEFITS FOR PROFESSIONALS

Easy Integration

- Suitable for tubes diameter 47mm or more (internal diameter)
- Same integration process as LT 50 and Altus 50
- Removable power cable

Easy installation

- Available in star head (6 possibilities to orientate the motor head)

Easy setting

- Down and up end limits set thanks to the Somfy push buttons on the motor head

BENEFITS FOR END USERS

Simple, effortless and comfort

- Quiet operation
- Move your blinds effortlessly

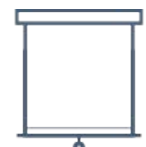
COMPATIBLE END PRODUCTS



Roller blinds



Roman blinds



Projection screens

TECHNICAL DATA

Thermal Time	4 minutes
Supply	AC
Index protection rating	IP 44
Limit switch unit	Rapid Adjustment
Limit switch capacity	46 turns
Temperature working range	-20°C to +60°C
Electric insulation	Class I

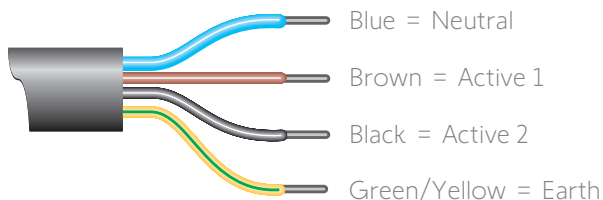
PERFORMANCES

Nominal Voltage	230V / 50Hz	
Torque (Nm)	10	15
Speed (rpm)	28	17
Item Number	1001788	1001783

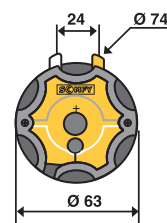
DIMENSIONS

L (mm)	596	596
--------	-----	-----

230 V / 220 V



STAR HEAD



STAR HEAD MOTOR

