

Sonesse 40 WT
PRODUCT SPECIFICATIONS



The precise motor designed for acoustic comfort

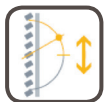
PRODUCT MAIN FUNCTIONALITIES



**Designed
for silence**



Round head
for reduced
dimensions.




**Slats
tilting**

Somfy +

Quiet operation

RECOMMENDED TO SET WITH:

Universal test lead
(ref. 9015971)



somfy®

Sonesse 40 WT

PRODUCT SPECIFICATIONS



BENEFITS FOR PROFESSIONALS

Easy Integration

- Suitable for tubes diameter 40 mm or more (internal diameter)
- Available with inline connector for ease of programming

Setting Limits

- Up and down end limits set by universal test lead
- Progressive adjustment limit setting

COMPATIBLE END-PRODUCTS



Roller blinds

Roman blinds

Projection screens

Pleated and cellular*

Sheer

Venetian*

Zebra

* UsingCTS40

TECHNICAL DATA


Thermal Time	4 minutes
Supply	AC
Index protection rating	IP 44
Limit switch unit	Mechanical
Limit switch capacity	40 turns
Temperature working range	0°C to +60°C
Electric insulation	Class II

PERFORMANCES

	3/30	6/20	9/12
Nominal Voltage	230V / 50Hz		
Torque (Nm)	3	6	9
Speed (rpm)	30	20	12
Rated Current (A)	0.44	0.55	0.55
Sound Level (dBA)*	42	45	40
Item Number	1001547	1001550	1001551
Item Number with inline connector	1002089	1002090	1002156

* Power Level (measurement between 20 to 30 degrees Celcius) in dB(A) ref 1pW, motor is at max. sound level when ascending

230 V



Blue = Neutral

Brown = Active 1

Black = Active 2

DIMENSIONS

L (mm)	462	494	494
--------	-----	-----	-----

