

Movelite 35 & 60

Motorization for curtains



DRY CONTACT



Somfy's new Movelite™ motorization for curtains makes this life-enhancing technology available to everyone. Combining French style with state-of-the-art engineering, it is quiet, discreet, and easy to install.



MAIN FUNCTIONALITIES



Touch Motion



"my" function
One click to your favorite position.



Manual operation possible
in case of power failure



Automatic end limits



Adjustable end limits

BENEFITS FOR END-USERS

Daily convenience and comfort

- Reduce light gap thanks to the rail design and the swivel ceiling bracket
- Build-in manual override eliminates damage to the fabric

Aesthetic integration

- Adjustable limits for customized curtain positioning

Safety and reliability

- Somfy quality and warranty

COMPATIBLE END PRODUCTS

For interior applications only.



Curtain



Pinch pleat



RippleFold®



Accordia®

Movelite AC

Curtain Motor

An accessible and elegant curtain motorisation solution with the essential features



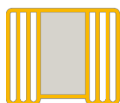
PRODUCTS MAIN FUNCTIONALITIES



'my' favourite position (RTS, DCT*)



Available in multiple technologies
RTS, WT, DCT*



Compatible with **1-way and 2-way** openings



Touch Motion
(RTS, DCT*)



RTS is compatible with **TaHoma switch**



Automatic end limits



Compatible with Glydea Track & Accessories



Adjustable end limits
(RTS, DCT*)



Strong lifting capacity of 35kg and 60kg



Manual override in case of power failure

RECOMMENDED TO SET WITH:
Universal test lead (ref. 9015971)




somfy.

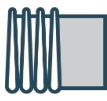
COMPATIBLE END PRODUCTS



Accordion



Ripplefold



Pinch Pleat

Movelite AC Curtain Motor

BENEFITS FOR PROFESSIONALS

Reliable and minimalistic

- A curtain motor solution with the essential functions
- Suitable for residential and commercial projects

Adaptive and effective

- Compatible with multiple technologies (WT/RTS/DCT*) to meet varying needs and applications
- Curtain weight up to 60kg

Flexible Installation

- Available with optional inline connector for ease of programming
- Motor can be fitted to either end of the track

PERFORMANCE

Somfy Technology	RTS		WT*(optional DCT)	
	Max Curtain Weight (kg)	35	60	35
Nominal Torque (Nm)	0.6	1.0	0.6	1.0
Linear Speed (cm/s)	15			
Sound Level (dBA)	41			
Adjustable Limits	Yes		WT: No DCT: Yes	
Radio Frequency (MHz)	433.42		N/A	
Touch Motion	Yes		WT: No DCT: Yes	
Soft Start, Soft Stop	No			
Compatible with Glydea RS485 module (1871412)	No			
Compatible with Glydea Zigbee module (9000043)	No			
Option to change the cable output direction*	No			
Item number without ILC (open cable)	1240239	1246077	1240237	1246075
Item number with ILC	1245732	1247151	1245733	1247150
Tandem Operation	N/A		No	
Max Track length	10m			
Compatible with Glydea Ultra Track & Curtain Accessories	Yes			

BENEFITS FOR END USERS

Elegance and comfort

- An accessible curtain motor solution which provides the essential features

Smart and Simple

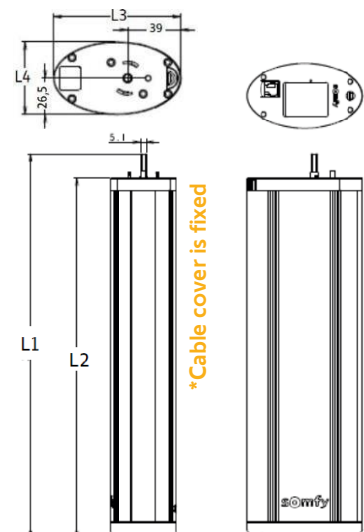
- Movelite RTS is compatible with TaHoma switch and the TaHoma by Somfy app
- Add a Google Assistant or an Amazon Alexa for voice control

TECHNICAL DATA

Thermal Time	2.5 mins
Supply	AC
Index Protection Rating	IP30
Limit Switch Unit	Electronic
Temperature Working Range	0°C to +60°C
Insulation Class	Class I

DIMENSIONS

L1	283mm
L2	263mm
L3	93mm
L4	53mm



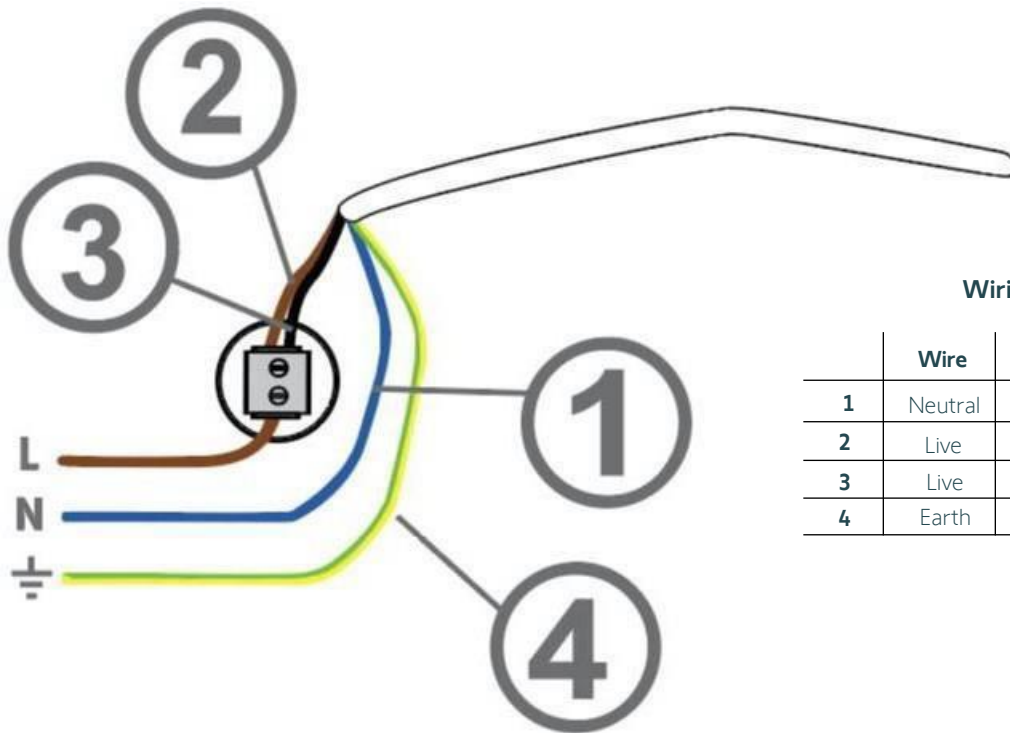
*Capable of converting to Somfy DCT technology. Refer to DCT conversion wiring diagram (page 3).

CONVERTING MOVELITE WT TO MOVELITE DCT

Conversion Instructions

WT Motors (AC Switching): You can switch from a WT Control mode (AC Switching) to Dry Contact Switching (DCT), by connecting the black and brown wires permanently to live .

Conversion Wiring Diagram



Wiring Key

	Wire	100V – 240V
1	Neutral	Blue
2	Live	Brown
3	Live	Black
4	Earth	Yellow / Green

NOTE: Once the conversion to DCT is complete, a **DCT setting tool [Ref # 9014599]** is required to complete the control settings (i.e. set limits, control and reset).

Data cable sold separately [9015443].



Factory reset of a Movelite AC motor in either WT or DCT technology can only be achieved using the DCT Setting tool [9014599]. Sold separately. Refer to Movelite manual for further information and instructions.



Conversion of a Movelite WT motor to Movelite DCT motor must only be undertaken by a qualified electrician. For further information, please contact the Somfy Technical Support Team.

Compatible Curtain Accessories

Curtain Accessory	Silent Accessory White	Heavy Duty White	Heavy Duty Black
ROTATING EYE RUNNER			9026941
HIGH PERFORMING ROTATING RUNNER	1782921	1781415	9026932
RIPPLE RUNNER 1 7/8" (48mm)	9027594	1780901	
RIPPLE RUNNER 2 1/8" (54mm)	9027593	1780902	9026938
RIPPLE RUNNER 2 3/8" (60mm)	9027592	1780903	9026939
RIPPLE RUNNER W/EYELET 60MM	9027591	1782310	9028569
RIPPLE RUNNER W/EYELET 80MM	9027590		
RIPPLE FOLD RUNNER FIXING	9027657		
MASTER CARRIER	1782922	1781344	
DRIVE PULLEY ASSEMBLY		1780945	9026933
SMALL PULLEY ASSEMBLY		1782318	9026927
PULLEY ASSEMBLY		1780897	
PULLEY COVER		1780898	9026931
MOTOR HOOK		1780895	9026928
MOTOR HOOK WITH SNAP		1780905	9026940
SWIVEL CEILING BRACKET		1780906	9026929
ONE TOUCH CEILING BRACKET		1780907	9028544
ADJUSTABLE WALL MOUNT BRACKET		1780909	9026930
DOUBLE ADJUSTABLE WALL MOUNT BRACKET		1780910	
CEILING FIXING PLATE		1782789	
RIPPLE FOLD STRAIGHT ARM		1780946	9026936
RIPPLE OVERLAP ARM KIT		1780947	9026937
SMALL RIPPLE UNDERLAP ARM KIT		1782321	9026935
SMALL RIPPLE OVERLAP ARM KIT		1782320	

Compatible Curtain Accessories

Item Number	Description
9026571	CURTAIN RAIL 6.3M - WHITE
9026572	CURTAIN RAIL 6.3M - MILL FINISH
1782084	HIGH PERFORMANCE BELT - 60M
1781416	HEAVY DUTY STRAIGHT ARM
1781417	HEAVY DUTY OVERLAP ARM KIT
1782316	HEAVY DUTY RAIL JOINT
1782301	RIPPLE SNAP TAPE (4-1/4") 91.4M
1780953	HEAVY DUTY RIPPLE FOLD BUTT ARM KIT
1782319	ONE WAY BUTT ARM
9027045	ADJUSTABLE RIPPLE FOLD ARM
9027179	90 DEGREE MOTOR ADAPTOR
1780908	TOP MOUNT KIT
1780954	PULLEY STOPPER ASSEMBLY
9015443	GLYDEA DCT DATA CABLE
9014599	DRY CONTACT SETTING TOOL (trade price only - no discounts apply)

For more information or to view the full range of Somfy curtain motors and accessories, please refer to the Somfy Curtain Databook or contact your trusted Somfy Curtain Partner.